



**Travis County Commissioners Court Agenda Request**

**Meeting Date:** July 9, 2013

**Prepared By/Phone Number:** Norman McRee/854-4821

**Elected/Appointed Official/Dept. Head:** Leslie Browder, County Executive, Planning & Budget *LB*

**Commissioners Court Sponsor:** Samuel T. Biscoe, County Judge

**AGENDA LANGUAGE:**

Review and approve the immediate release of reimbursement payment to United Health Care for claims paid for participants in the Travis County Employee Health Care Fund for payment of \$698,621.50 for the period of June 28 to July 4, 2013.

**BACKGROUND/SUMMARY OF REQUEST AND ATTACHMENTS:**

See attached.

**STAFF RECOMMENDATIONS:**

The Director or Benefits Manager has reviewed the reimbursement submitted and concurs with the findings of the audits by the Financial Analyst and the Benefits Contract Administrator and therefore recommends reimbursement of \$698,621.50.

**ISSUES AND OPPORTUNITIES:**

See attached.

**FISCAL IMPACT AND SOURCE OF FUNDING:**

Employee Health Benefit Fund (8956) – \$698,621.50

**REQUIRED AUTHORIZATIONS:**

John Rabb, 854-2742

Jessica Rio, 854-9106

**TRAVIS COUNTY  
RECOMMENDATION FOR TRANSFER OF FUNDS**

**DATE:** July 16, 2013

**TO:** Members of the Travis County Commissioners Court

**FROM:** John Rabb, Benefits Manager

**COUNTY DEPT.** Human Resources Management Department (HRMD)

**DESCRIPTION:** United Health Care (UHC) (The Third Party Administrator for Travis County's Hospital and Self Insurance Fund) has requested reimbursement for health care claims paid on behalf of Travis County employees and their dependents.

**PERIOD OF PAYMENTS MADE:** June 28, 2013 to July 4, 2013

**REIMBURSEMENT REQUESTED FOR THIS PERIOD:** \$698,621.50

**HRMD RECOMMENDATION:** The Director or Benefits Manager has reviewed the reimbursement submitted and concurs with the findings of the audits by the Financial Analyst and the Benefits Contract Administrator and therefore recommends reimbursement of \$698,621.50.

Please see the attached reports for supporting detail information.

**TRAVIS COUNTY**  
**HOSPITAL AND INSURANCE FUND**  
**SUPPORTING DETAIL FOR THE**  
**WEEKLY REIMBURSEMENT REQUEST TO**  
**COMMISSIONERS COURT**  
**FOR THE PAYMENT PERIOD**  
**JUNE 28, 2013 TO JULY 4, 2013**

-

- Page 1. Detailed Recommendation to Travis County Auditor for transfer of funds.**
- Page 2. Chart of Weekly Reimbursements Compared to Budget.**
- Page 3. Paid Claims Compared to Budgeted Claims.**
- Page 4. FY Comparison of Paid Claims to Budget.**
- Page 5. Notification of amount of request from United Health Care (UHC) (Bank of America)**
- Page 6. Last page of the UHC Check Register for the Week.**
- Page 7. List of payments deemed not reimbursable.**
- Page 8. Journal Entry for the reimbursement.**

TRAVIS COUNTY  
RECOMMENDATION FOR TRANSFER OF FUNDS

DATE: July 16, 2013  
 TO: Nicki Riley, County Auditor  
 FROM: Norman McRee, HR Financial Analyst  
 COUNTY DEPT. Human Resources Management Department (HRMD)

United Health Care (UHC) (Travis County's Third Party Administrator for our Self Insured Health Care Fund) has requested reimbursement for health care claim payments made on behalf of Travis County employees and their dependents as follows:

PERIOD OF PAYMENTS PAID:  
 FROM: June 28, 2013  
 TO: July 4, 2013

**REIMBURSEMENT REQUESTED: \$ 698,621.50**

SUPPORTING DETAIL FOR REIMBURSEMENT REQUESTED:

NOTIFICATION OF AMOUNT OF REQUEST FROM UHC*:	\$ 1,579,524.34
LESS: REIMBURSEMENTS PREVIOUSLY APPROVED BY COMMISSIONERS COURT: Jul 9, 2013	\$ (925,240.50)
SAP corr	\$ 44,337.66
<b>TOTAL CLAIMS REIMBURSEMENT REQUESTED BY UHC FOR THIS WEEK**:</b>	<b>\$ 698,621.50</b>
PAYMENTS DEEMED NOT REIMBURSABLE	\$ -
<b>TRANSFER OF FUNDS REQUESTED:</b>	<b>\$ 698,621.50</b>

The claims have been audited for eligibility and all were eligible in the period covered by the claim.

All claims over \$25,000 (2 this week totaling \$113,774.05) have been audited for data entry accuracy and the following information is correct for each claim audited: date of service, eligibility, nature of service, name of and amount billed by provider, amount billed by date and amount paid by UHC.


Fifteen percent (15%) of all claims under \$25,000 (\$90,576.82) have been audited for data entry accuracy and the following information is correct for each claim identified for this random review: date of service, eligibility, nature of service, name of and amount billed by provider, date and amount paid by UHC. Claims in this random audit met the above requirements but may qualify for more detailed analysis through other resources.

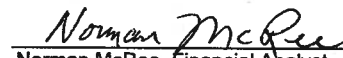
All claims have been reviewed to determine if they have exceeded the \$250,000 stop loss limit. Claims that have exceeded the limit will be reimbursed by Sun Life; claims expenses are credited in the fiscal year reimbursed. Cumulative fiscal year stop loss reimbursements from Sun Life total \$1,230,325.03.

All claims submitted in this transfer have been audited to confirm accuracy of billing and legitimacy of claim under the service provisions of the health care contract and all are contractually legitimate, legally incurred and accurately billed claims.

I certify that all data listed on this recommendation for transfer of funds is correct and that the payments shown have been made solely for the purpose of health insurance claims.

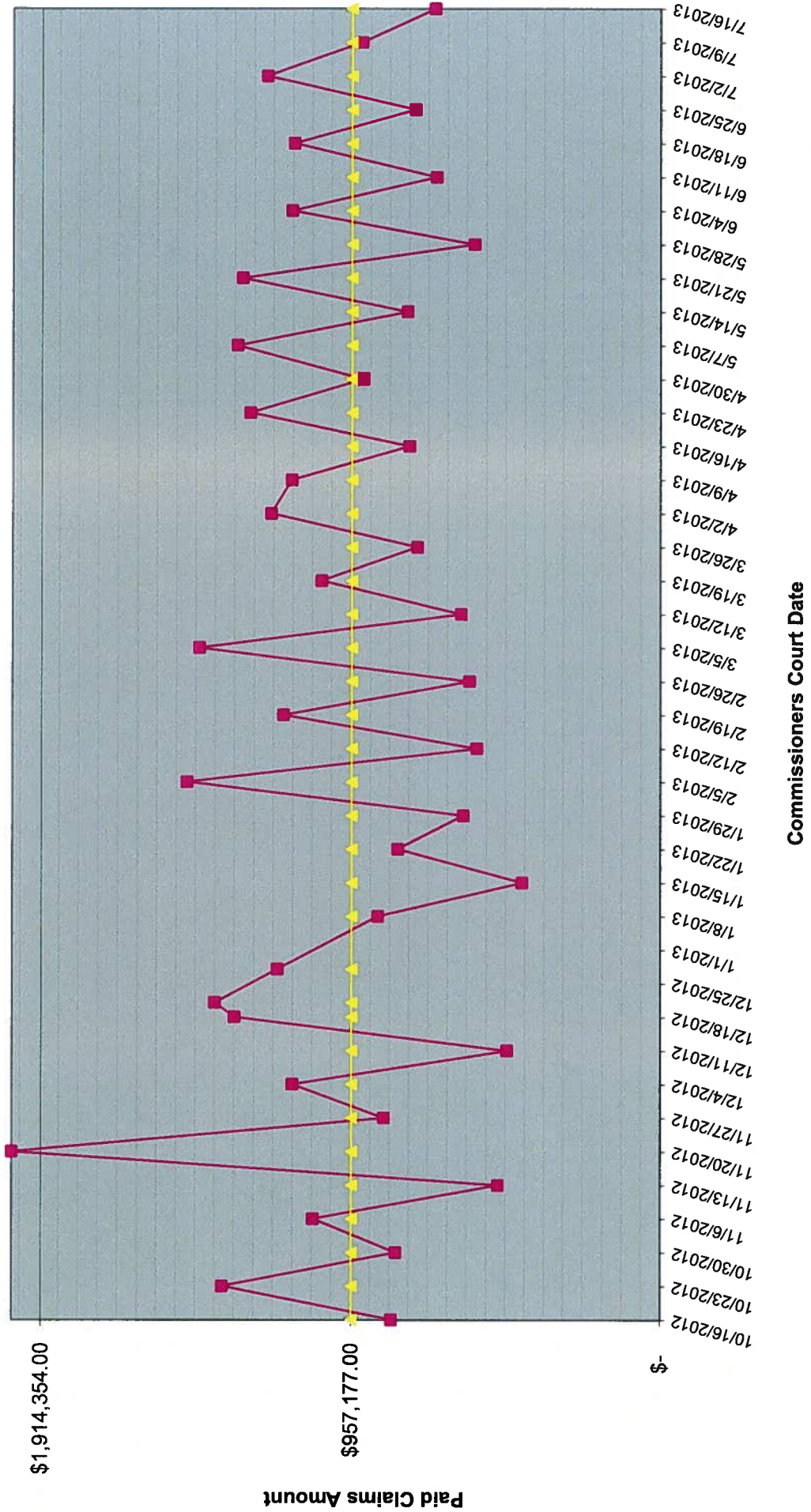
 7/8/13  
 John Rabb, Benefits Manager Date

 7/8/13  
 Shannon Steele, Benefits Administrator Date

 7/8/13  
 Norman McRee, Financial Analyst Date

\*\* Agrees to the total payments for this period per the check register received from UHC. See the final page of this period's check register attached.

**Travis County Employee Benefit Plan  
 FY13 Paid Claims vs Weekly Claims Budget of \$957,177.23**



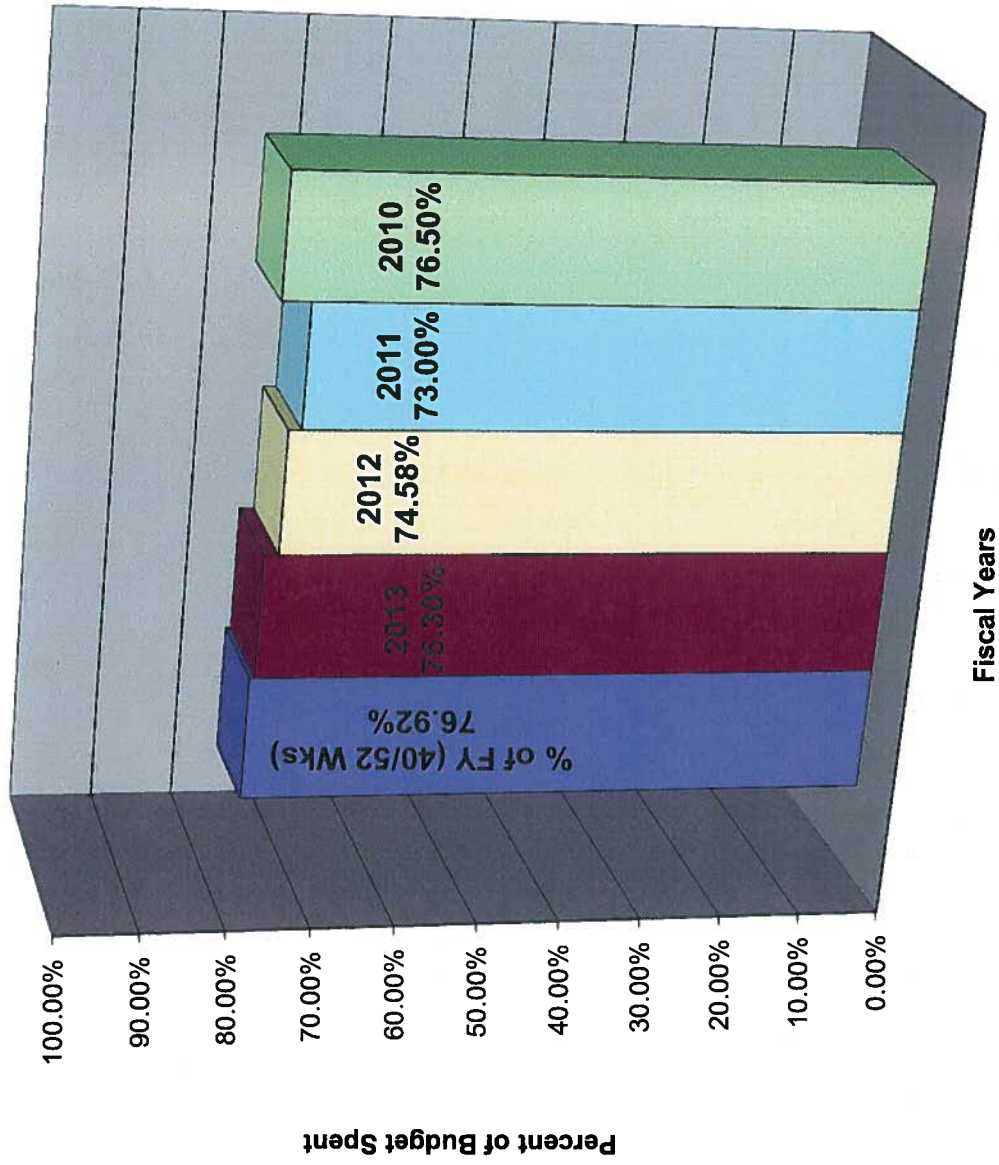
**Travis County Employee Benefit Plan  
FY13 Weekly Paid Claims VS Weekly Budgeted Amount**

Wk	Period from	Period To	Voting Session Date	Pd Claims Request Amount	Budgeted Weekly Claims	# of Large Claims	Total of Large Claims	FY 2013 % of Budget Spent	FY 2012 % of Budget Spent
1	9/28/2012	10/4/2012	10/16/2012	\$ 833,295.36	\$ 957,177.23	2	\$ 264,210.15	1.67%	1.42%
2	10/5/2012	10/11/2012	10/23/2012	\$ 1,356,899.90	\$ 957,177.23	3	\$ 398,807.43	4.40%	3.40%
3	10/12/2012	10/18/2012	10/30/2012	\$ 819,640.44	\$ 957,177.23	2	\$ 116,768.50	6.05%	5.60%
4	10/19/2012	10/25/2012	11/6/2012	\$ 1,076,062.49	\$ 957,177.23	1	\$ 68,192.73	8.21%	6.54%
5	10/26/2012	11/1/2012	11/13/2012	\$ 503,241.86	\$ 957,177.23	0	\$ -	9.22%	7.69%
6	11/2/2012	11/8/2012	11/20/2012	\$ 2,004,819.80	\$ 957,177.23	4	\$ 832,945.50	13.25%	10.01%
7	11/9/2012	11/15/2012	11/27/2012	\$ 856,605.61	\$ 957,177.23	7	\$ 345,370.77	14.97%	11.71%
8	11/16/2012	11/22/2012	12/4/2012	\$ 1,140,771.38	\$ 957,177.23	0	\$ -	17.26%	14.05%
9	11/23/2012	11/29/2012	12/11/2012	\$ 474,802.74	\$ 957,177.23	2	\$ 98,896.45	18.21%	14.57%
10	11/30/2012	12/6/2012	12/18/2012	\$ 1,319,676.15	\$ 957,177.23	4	\$ 142,853.98	20.87%	17.30%
11	12/7/2012	12/13/2012	12/21/2012	\$ 1,380,972.18	\$ 957,177.23	8	\$ 726,479.65	23.64%	18.57%
12	12/14/2012	12/20/2012	12/28/2012	\$ 1,187,151.92	\$ 957,177.23	3	\$ 148,596.86	26.03%	20.69%
13	12/21/2012	12/27/2012	1/8/2013	\$ 875,593.97	\$ 957,177.23	5	\$ 262,457.31	27.79%	21.80%
14	12/28/2012	1/3/2013	1/15/2013	\$ 428,312.76	\$ 957,177.23	2	\$ 58,763.15	28.65%	22.93%
15	1/4/2013	1/10/2013	1/22/2013	\$ 814,824.53	\$ 957,177.23	0	\$ -	30.28%	25.13%
16	1/11/2013	1/17/2013	1/29/2013	\$ 610,955.41	\$ 957,177.23	1	\$ 41,841.23	31.51%	26.89%
17	1/18/2013	1/24/2013	2/5/2013	\$ 1,466,572.26	\$ 957,177.23	4	\$ 192,975.28	34.46%	28.96%
18	1/25/2013	1/31/2013	2/12/2013	\$ 569,238.61	\$ 957,177.23	2	\$ 75,547.81	35.60%	30.05%
19	2/1/2013	2/7/2013	2/19/2013	\$ 1,169,082.60	\$ 957,177.23	1	\$ 25,851.04	37.95%	31.86%
20	2/8/2013	2/14/2013	2/26/2013	\$ 592,192.07	\$ 957,177.23	2	\$ 72,001.13	39.14%	34.26%
21	2/15/2013	2/21/2013	3/5/2013	\$ 1,429,268.44	\$ 957,177.23	3	\$ 250,943.12	42.01%	36.83%
22	2/22/2013	2/28/2013	3/12/2013	\$ 617,670.76	\$ 957,177.23	1	\$ 30,476.50	43.25%	38.55%
23	3/1/2013	3/7/2013	3/19/2013	\$ 1,051,038.00	\$ 957,177.23	2	\$ 61,077.22	45.36%	41.36%
24	3/8/2013	3/14/2013	3/26/2013	\$ 754,131.33	\$ 957,177.23	3	\$ 93,494.47	46.88%	42.83%
25	3/15/2013	3/21/2013	4/2/2013	\$ 1,207,753.63	\$ 957,177.23	5	\$ 187,944.03	49.30%	44.44%
26	3/22/2013	3/28/2013	4/9/2013	\$ 1,143,736.22	\$ 957,177.23	5	\$ 386,145.74	51.60%	46.79%
27	3/29/2013	4/4/2013	4/16/2013	\$ 778,673.30	\$ 957,177.23	2	\$ 67,438.64	53.17%	48.19%
28	4/5/2013	4/11/2013	4/23/2013	\$ 1,272,288.67	\$ 957,177.23	4	\$ 185,102.83	55.72%	51.21%
29	4/12/2013	4/18/2013	4/30/2013	\$ 922,180.96	\$ 957,177.23	5	\$ 196,051.28	57.58%	52.36%
30	4/19/2013	4/25/2013	5/7/2013	\$ 1,312,317.73	\$ 957,177.23	4	\$ 129,379.59	60.21%	54.89%
31	4/26/2013	5/2/2013	5/14/2013	\$ 784,494.28	\$ 957,177.23	3	\$ 145,311.14	61.79%	56.65%
32	5/3/2013	5/9/2013	5/21/2013	\$ 1,296,101.07	\$ 957,177.23	1	\$ 104,387.56	64.39%	59.66%
33	5/10/2013	5/16/2013	5/28/2013	\$ 577,392.71	\$ 957,177.23	2	\$ 59,637.50	65.55%	60.97%
34	5/17/2013	5/23/2013	6/4/2013	\$ 1,142,923.03	\$ 957,177.23	1	\$ 47,354.94	67.85%	63.30%
35	5/24/2013	5/30/2013	6/11/2013	\$ 694,579.02	\$ 957,177.23	4	\$ 162,787.84	69.24%	65.14%
36	5/31/2013	6/6/2013	6/18/2013	\$ 1,135,706.60	\$ 957,177.23	3	\$ 160,473.28	71.53%	67.72%
37	6/7/2013	6/13/2013	6/25/2013	\$ 761,015.51	\$ 957,177.23	2	\$ 100,699.54	73.06%	68.76%
38	6/14/2013	6/20/2013	7/2/2013	\$ 1,220,304.06	\$ 957,177.23	4	\$ 138,287.70	75.51%	71.38%
39	6/21/2013	6/27/2013	7/9/2013	\$ 925,240.50	\$ 957,177.23	5	\$ 188,764.35	74.89%	73.07%
40	6/28/2013	7/4/2013	7/16/2013	\$ 698,621.50	\$ 957,177.23	2	\$ 113,774.05	76.30%	74.58%
41									
42									
43									
44									
45									
46									
47									
48									
49									
50									
51									
52									

Claims (net) & Budget to Date	\$ 37,975,824.33	\$ 38,287,089.23	stop loss	\$ (1,230,325.03)
Gross Paid Claims over (under) Original Budget	\$ (311,264.90)			

note: Not predictive of impact on reserve, intended to show relationship of weekly claims cost to weekly budget.

### Comparison of Claims to FY Budgets Week 40



**Norman Mcree**

---

**From:** SIFSAX@UHC.COM  
**Sent:** Friday, July 05, 2013 12:06 AM  
**To:** Norman Mcree  
**Subject:** UHG FUNDING NOTIFICATION

TO: NORMAN MCREE                      FROM: UNITEDHEALTH GROUP  
FAX NUMBER: (512) 854-3128              AB5  
PHONE: (512) 854-3828

NOTIFICATION OF AMOUNT OF REQUEST FOR: TRAVIS COUNTY

DATE: 2013-07-05                      REQUEST AMOUNT: \$1,579,524.34

CUSTOMER ID: 00000701254  
CONTRACT NUMBER: 00701254 00709445  
BANK ACCOUNT NUMBER: 385015850067              ABA NUMBER: 011900445  
FUNDING                      ADVICE FREQUENCY: DAILY  
FREQUENCY: FRIDAY    INITIATOR: CUST    METHOD: ACH    BASIS: BALANCE

---

CALCULATION OF REQUEST AMOUNT

+ ENDING BANK ACCOUNT BALANCE FROM: 2013-07-03	\$1,161,330.30
- REQUIRED BALANCE TO BE MAINTAINED:	\$2,668,041.00
+ PRIOR DAY REQUEST:	\$00.00
= UNDER DEPOSIT:	<u>\$1,506,710.70</u>
+ CURRENT DAY NET CHARGE:	\$72,813.64
+ ISSUED CREDIT AMOUNT:	\$00.00
+ FUNDING ADJUSTMENTS:	<u>\$00.00</u>
REQUEST AMOUNT:	\$1,579,524.34

---

ACTIVITY FOR WORK DAY: 2013-06-28

CUST PLAN	CLAIM	NON CLAIM	NET CHARGE
0632	\$101,668.33	\$00.00	\$101,668.33
TOTAL:	\$101,668.33	\$00.00	\$101,668.33



UNITED HEALTHCARE CHECK REGISTER FOR TRAVIS COUNTY SUBMITTED 2013\_07\_04

CONTR_NBR	PLN_ID	TRANS_AMT	SRS_DESG_NBR	CHK_NBR	GRP_ID	CLM_ACCT_NBR	ISS_DT	TRANS_TYP_CD	TRANS_DT	WK_END_DT
701254	632	\$0.01	QG	11682257	AH	6	7/1/2013	100	7/3/2013	7/4/2013
701254	632	\$0.01	QG	11682257	AA	2	7/1/2013	100	7/3/2013	7/4/2013
701254	632	\$0.01	QG	11682257	AA	6	7/1/2013	100	7/3/2013	7/4/2013
701254	632	\$0.01	QG	11682257	AA	1	7/1/2013	100	7/3/2013	7/4/2013
701254	632	\$0.01	QG	11682257	AE	9	7/1/2013	100	7/3/2013	7/4/2013
701254	632	\$0.01	QG	11682257	AE	9	7/1/2013	100	7/3/2013	7/4/2013
701254	632	\$0.01	QG	11682257	AE	5	7/1/2013	100	7/3/2013	7/4/2013
701254	632	-\$10.06	QG	92202663	AH	9	3/18/2013	50	7/2/2013	7/4/2013
701254	632	-\$25.00	QG	92340739	AH	8	6/25/2013	50	7/1/2013	7/4/2013
701254	632	-\$25.00	QG	92340739	AH	9	6/25/2013	50	7/1/2013	7/4/2013
701254	632	-\$25.00	QG	71587307	AH	8	6/28/2013	50	7/5/2013	7/4/2013
701254	632	-\$49.20	QG	25	376824	AH	8	6/21/2013	7/1/2013	7/4/2013
701254	632	-\$60.00	QG	92256861	AE	9	4/5/2013	50	7/1/2013	7/4/2013
701254	632	-\$76.98	QG	25	376785	AH	1	6/21/2013	7/1/2013	7/4/2013
701254	632	-\$116.98	QG	25	376754	AH	1	6/20/2013	7/1/2013	7/4/2013
701254	632	-\$198.96	QG	25	376825	AH	8	6/21/2013	7/1/2013	7/4/2013
701254	632	-\$233.96	QG	25	376784	AH	1	6/21/2013	7/1/2013	7/4/2013
701254	632	-\$300.21	QG	25	376793	AH	1	6/21/2013	7/1/2013	7/4/2013
701254	632	-\$514.00	QG	81441275	AH	5	6/25/2013	50	7/1/2013	7/4/2013

698,621.50

***Travis County Hospital and Insurance Fund - County Employees  
UHC Payments Deemed Not Reimbursable***

For the payment week ending: 07/04/2013

<i>CONTR_#</i>	<i>TRANS_AMT</i>	<i>SRS</i>	<i>CHK_#</i>	<i>GRP</i>	<i>ACCT#</i>	<i>CLAIM</i>	<i>ISS_DATE</i>	<i>TRANS_CODE</i>	<i>TRANS_DATE</i>
----------------	------------------	------------	--------------	------------	--------------	--------------	-----------------	-------------------	-------------------

**Total:** \$0.00

---

## Travis County - Employee Health Benefits Fund (8956)

### Journal Entry for the Reimbursement to United Health Care

For the payment week ending: 07/04/2013

---

Type	EE/RR	Cost Center	G/L Account	Transaction Amount	
CEPO	EE	1110068956	516010	\$	85,105.18
	RR	1110068956	516110	\$	7,958.81
			<b>Total CEPO</b>		<b>\$ 93,063.99</b>
EPO	EE	1110068956	516030	\$	111,851.75
	RR	1110068956	516130	\$	15,399.56
			<b>Total EPO</b>		<b>\$ 127,251.31</b>
PPO	EE	1110068956	516020	\$	451,454.96
	RR	1110068956	516120	\$	26,851.24
			<b>Total PPO</b>		<b>\$ 478,306.20</b>
			<b>Grand Total</b>		<b>\$ 698,621.50</b>