



Item 12

Travis County Commissioners Court Agenda Request

Meeting Date: May 21, 2013

Prepared By: Donald W. Ward Phone #: 854-9317

Division Director/Manager: Donald W. Ward

Department Head: Steven M. Manilla, P.E., County Executive-TNR

Sponsoring Court Member: Commissioner Gomez, Precinct Four

AGENDA LANGUAGE: Discuss and receive update on the status of the "water sales" by TNR at the Satellite 4 office.

BACKGROUND/SUMMARY OF REQUEST:

Travis County has been providing water sales at the Satellite 4 office for numerous years and approximately 4 years ago TNR Road & Bridge operations moved from this facility to the new East Service Center. Due to numerous problems with the water sales after the move of the operations, the water sales were proposed to be discontinued. However, the decision by the Court was to hire a position and to continue to provide this service with the caveat that this service would be reviewed after a period of time.

STAFF RECOMMENDATIONS:

Follow the recommendation of the Court after discussion.

ISSUES AND OPPORTUNITIES:

See attached documentation.

FISCAL IMPACT AND SOURCE OF FUNDING:

See attached documentation

ATTACHMENTS/EXHIBITS:

Interlocal Agreement Document

REQUIRED AUTHORIZATIONS:

Cynthia McDonald	Financial Manager	TNR	854-4239
Steve Manilla	County Executive	TNR	854-9429
Carol Joseph	Assistant Director TNR	TNR	854-9418
Eddie Jones	Roadway Manager	TNR	854-9383
Curtis Mills	Supervisor	TNR	854-9383

CC:

:
:
4101 - Road, Bridge, Fleet Svs -

STATUS REPORT – WATER SALES TNR SATELLITE 4

Based on the following reports, the current status of the water sales revenues vs expenses shows that TNR is operating at a deficit. The monthly revenue from water sales averaged over the last 15 months is \$539.93. The monthly staff expense is \$3,713.88 and average monthly electric/water utility expense is \$1,319.55 (Meter#4003227 - \$234.80 + Meter#181109 - \$1,084.79). This shows average monthly expenses of \$5,033.43 and average monthly revenues of \$539.93 for a monthly deficit of \$4,493.50 or \$53,922.00 annually.

MONTH	WATER SALES
January-12	\$450.50
February-12	\$454.50
March-12	\$457.75
April-12	\$532.00
May-12	\$611.25
June-12	\$798.75
July-12	\$589.75
August-12	\$790.50
September-12	\$585.00
October-12	\$510.25
November-12	\$528.25
December-12	\$497.25

\$6,805.75

MONTH	WATER SALES
January-13	\$421.75
February-13	\$356.50
March-13	\$515.00
April-13	
May-13	
June-13	
July-13	
August-13	
September-13	
October-13	
November-13	
December-13	

\$1,293.25

15 month average = \$539.93

UTILITIES				
Location	Meter #	Elec	Meter #	Water
				\$
SB #A	4014056	\$ 158.94	181109	1,084.75
SB #B	4014082	\$ 39.02		
				\$
SB			175281	241.74
SB	4003227	\$ 234.80		

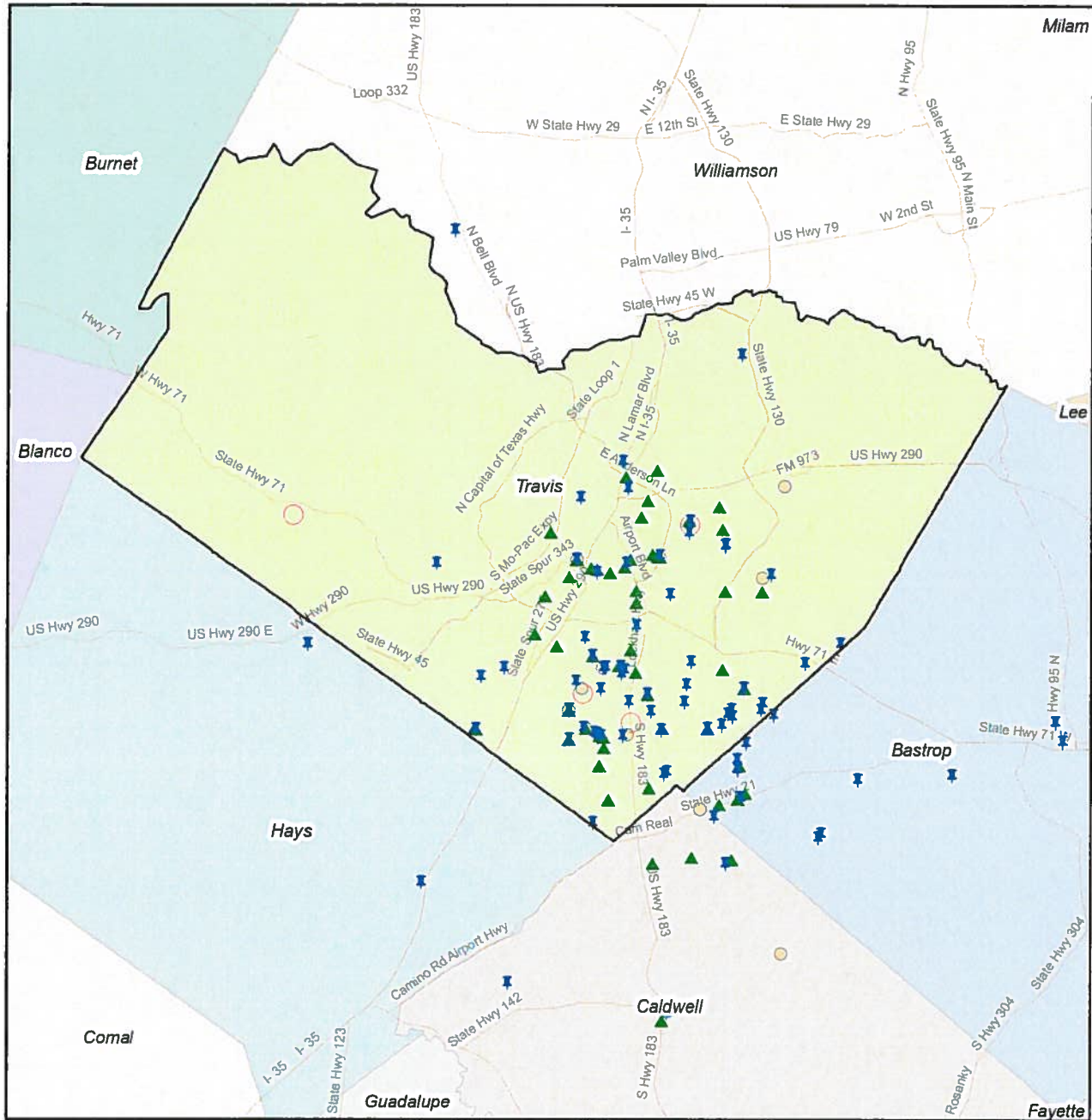
Note: Above amounts are the monthly average, based on 8 months of billings.

STAFFING





	Salary	FICA	Medicare	Wrk Comp	Retirement	Medical	Life Ins	Total
Annual	\$ 30,066.72	\$ 1,864.14	\$ 435.97	\$ 58.63	\$ 3,689.19	\$ 8,352.96	\$ 99.00	\$ 44,566.60
Monthly	\$ 2,505.56	\$ 155.34	\$ 36.33	\$ 4.89	\$ 307.43	\$ 696.08	\$ 8.25	\$ 3,713.88

Note: Above information is for Position #30005954 only.

Water User Locations



Types of Water Users

-  Residential only &/or with other
-  All or mostly farming/ranching
-  100% Commercial
-  Other or unidentified



Map prepared by Travis County HHS/VS, CDBG office, based on water use data provided by Travis County TNR, and GIS data downloaded from the LANDSAT website on 5/9/13.

